

LevelPro® — CFL

Continuous Float Level Measurement

ICON™ Corrosion-Free
PROCESS CONTROLS Instrumentation Equipment

- ✓ No Programming Required
- ✓ Works on Foam | Vapor | Condensate
- ✓ No Lost Signals | No Dead-Band

Skip the dip

LevelPro®

Features


- ✓ Tank Measurement up to 6ft High
- ✓ Excellent Chemical Resistance
- ✓ Easy Installation
- ✓ Loop Powered | 2 Wire 4-20mA Output
- ✓ Suitable for Corrosive Non-Coating Acids | Bases
- ✓ Available in PVC | PP | PVDF | 316 SS
- ✓ Chameleon Color LCD Display
- ✓ Program -HI- -LO- Indication

The LevelPro® CFL continuous float level sensors combine affordability, reliability, and simple installation.

The CFL Series Continuous Float Level Transmitter uses a plastic float that contains a magnet inside, the linear movement is in direct relation to the liquid level being measured.

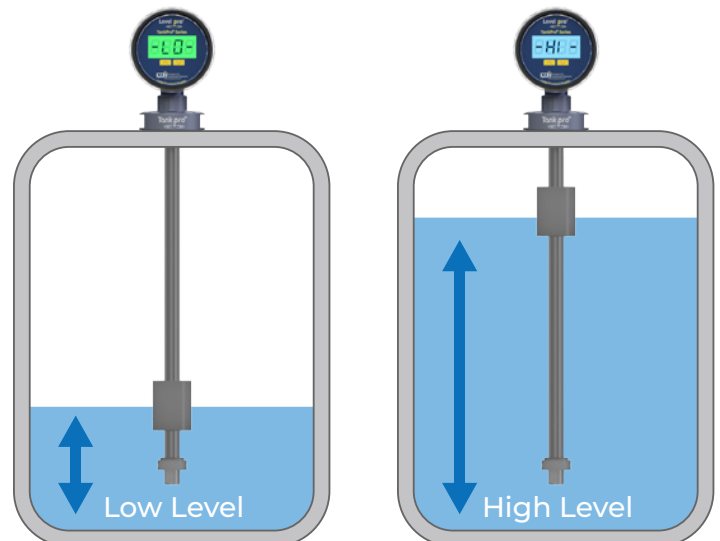

The movement of the float excites the divider circuit that is located inside of the stem which is then converted into an analog 4-20mA output signal.

The CFL Series is available in PVC, PP, PVDF & 316 SS and is a great liquid level measurement solution for small to medium sized tanks.



Chameleon Color Display

Outdoor Visibility Display Automatically Changes from Blue to Green



LevelPro® — CFL

Continuous Float Level Measurement



Specifications

General	
Operating Range	0 - 6 ft (72")
Connection	2" NPT
Accuracy	±2 mm
Hysteresis	8 mm

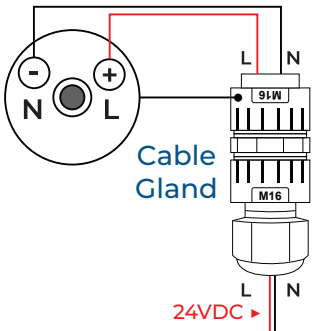
Materials	
Sensor Body	PVC PP PVDF 316 SS
O-Rings	N/A
Enclosure	Polypropylene NEMA 4X IP67

Electrical	
Supply Voltage	9 to 36 VDC ±10% regulated
Supply Current	<1.5 mA @ 3.3 to 6 VDC <20 mA @ 6 to 24 VDC

Operating Temperature		
PVC	32°F to 140°F	0°C to 60°C
PP	-4°F to 190°F	-20°C to 88°C
PVDF	-40°F to 221°F	-40°C to 105°C
316 SS	-40°F to 221°F	-40°C to 105°C

Standards and Approvals
CE FCC
RoHS Compliant

Wiring Diagram

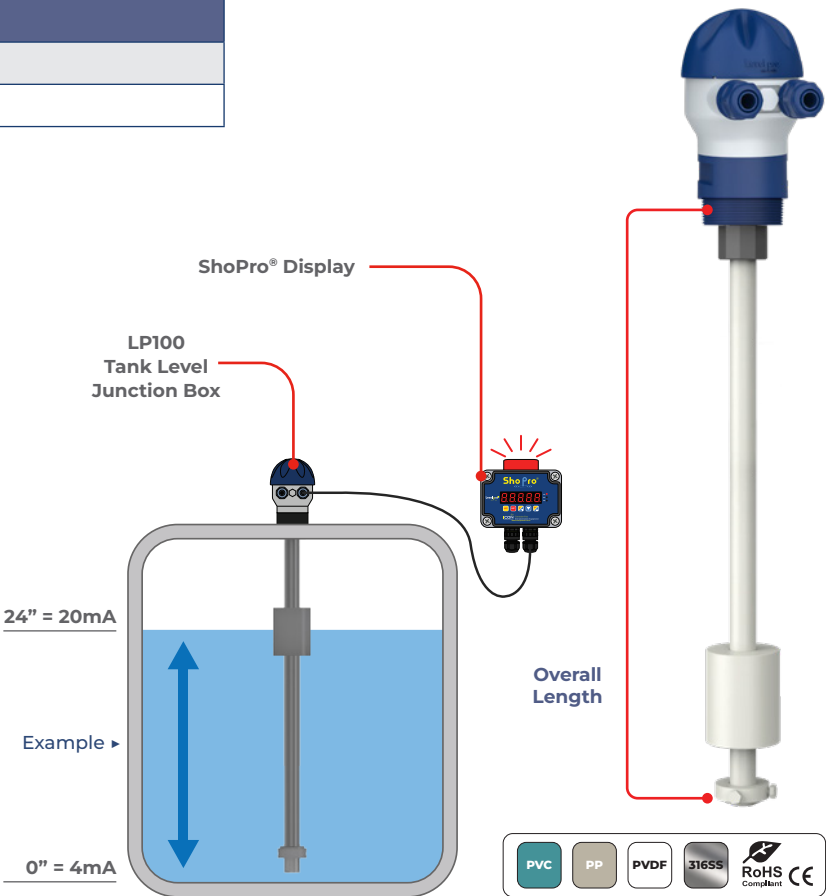


Model Selection

CFL — Blind Display, 4-20mA Output		
Size	Part Number	Material
6"-72"	CFL-P-X	PVC
6"-72"	CFL-PP-X	PP
6"-72"	CFL-PF-X	PVDF
6"-72"	CFL-SS-X	316 SS

CFL — Local Display Backlit LCD Display, 4-20mA Output		
Size	Part Number	Material
6"-72"	CFL-P-X-L	PVC
6"-72"	CFL-PP-X-L	PP
6"-72"	CFL-PF-X-L	PVDF
6"-72"	CFL-SS-X-L	316 SS

X = Length Range • Example: 4mA = 0", 20mA = 24" ▶ CFL-PF-0-24
X



ICON™ Corrosion-Free
PROCESS CONTROLS Instrumentation Equipment

LevelPro®

20mA — Full

Low Level

4mA — Empty

The diagram shows a float switch assembly in a tank. The float is partially submerged in the water. A blue double-headed vertical arrow indicates the water level is low. The float switch is connected to a 4mA signal line (labeled '4mA — Empty') and a 20mA signal line (labeled '20mA — Full').

Warranty, Returns and Limitations



Warranty

Icon Process Controls Ltd warrants to the original purchaser of its products that such products will be free from defects in material and workmanship under normal use and service in accordance with instructions furnished by **Icon Process Controls Ltd** for a period of one year from the date of sale of such products. **Icon Process Controls Ltd** obligation under this warranty is solely and exclusively limited to the repair or replacement, at Icon Process Controls Ltd option, of the products or components, which **Icon Process Controls Ltd** examination determines to its satisfaction to be defective in material or workmanship within the warranty period. **Icon Process Controls Ltd** must be notified pursuant to the instructions below of any claim under this warranty within thirty (30) days of any claimed lack of conformity of the product. Any product repaired under this warranty will be warranted only for the remainder of the original warranty period. Any product provided as a replacement under this warranty will be warranted for the one year from the date of replacement.

Returns

Products cannot be returned to **Icon Process Controls Ltd** without prior authorization. To return a product that is thought to be defective, go to www.iconprocon.com, and submit a customer return (MRA) request form and follow the instructions therein. All warranty and non-warranty product returns to **Icon Process Controls Ltd** must be shipped prepaid and insured. **Icon Process Controls Ltd** will not be responsible for any products lost or damaged in shipment.

Limitations

This warranty does not apply to products which: 1) are beyond the warranty period or are products for which the original purchaser does not follow the warranty procedures outlined above; 2) have been subjected to electrical, mechanical or chemical damage due to improper, accidental or negligent use; 3) have been modified or altered; 4) anyone other than service personnel authorized by **Icon Process Controls Ltd** have attempted to repair; 5) have been involved in accidents or natural disasters; or 6) are damaged during return shipment to **Icon Process Controls Ltd** reserves the right to unilaterally waive this warranty and dispose of any product returned to **Icon Process Controls Ltd** where: 1) there is evidence of a potentially hazardous material present with the product; or 2) the product has remained unclaimed at **Icon Process Controls Ltd** for more than 30 days after **Icon Process Controls Ltd** has dutifully requested disposition. This warranty contains the sole express warranty made by **Icon Process Controls Ltd** in connection with its products. **ALL IMPLIED WARRANTIES, INCLUDING WITHOUT LIMITATION, THE WARRANTIES OF MERCHANTABILITY AND FITNESS FOR A PARTICULAR PURPOSE, ARE EXPRESSLY DISCLAIMED.** The remedies of repair or replacement as stated above are the exclusive remedies for the breach of this warranty. **IN NO EVENT SHALL Icon Process Controls Ltd BE LIABLE FOR ANY INCIDENTAL OR CONSEQUENTIAL DAMAGES OF ANY KIND INCLUDING PERSONAL OR REAL PROPERTY OR FOR INJURY TO ANY PERSON. THIS WARRANTY CONSTITUTES THE FINAL, COMPLETE AND EXCLUSIVE STATEMENT OF WARRANTY TERMS AND NO PERSON IS AUTHORIZED TO MAKE ANY OTHER WARRANTIES OR REPRESENTATIONS ON BEHALF OF Icon Process Controls Ltd.** This warranty will be interpreted pursuant to the laws of the province of Ontario, Canada.

If any portion of this warranty is held to be invalid or unenforceable for any reason, such finding will not invalidate any other provision of this warranty.

For additional product documentation and technical support visit:

www.iconprocon.com | e-mail: sales@iconprocon.com or support@iconprocon.com | Ph: 905.469.9283